




























Fuses and relays

Allocation of fuses (according to the equipment level)

No.	Symbol	Amps	Description
F1		25A	Rear left electric window riser
F2		5A	Central door locking switch (Mexico)
F3		25A	Rear right electric window riser
F4		15A	Electric window wiper (only in 4x4 version)
F5		7.5A	Electric rear-view mirror de-icing
F6	COUPE CONSO	15A	Consumer cut-out - Electric rear-view mirrors - Clock - Radio - Radio display - Navigation aid - Auto-regulated heating and ventilation - Tyre pressure detector- Electric aerial (E64)
F7		15A	Horn
F8	MEMO INJECT	5A	Injection computer - Fan assembly relay - Diagnostic socket - Automatic gearbox computer - Instrument panel
F9		5A	Rear fog light
F10		15A	Front fog lights
F11		7.5A	Left side lights
F12		10A	Headlight washers
F13		7.5A	Right-hand side lights
F14		--	Not in use
F15		--	Not in use
F16		5A	ABS computer
F17		25A	Passenger electric window winder
F18	STOP	15A	Brake lights - Daytime running lights - Authorisation/inhibiting rear window winder control - Diagnostic socket - Instrument panel - Flashing warning lights on driving school control - + after ignition relay - Automatic gearbox performance/economy relay - Seatbelt and opening elements warning light - Heated windscreen relay
F19		15A	UCH (+ after ignition reference and Screen wiper supply, park position and washer pump) - Reversing lights - Tyre pressure detector- Electric hood computer (E64)
F20		--	Not in use
F21		--	Not in use
F22		10A	Left-hand main beam headlight

Fuses and relays

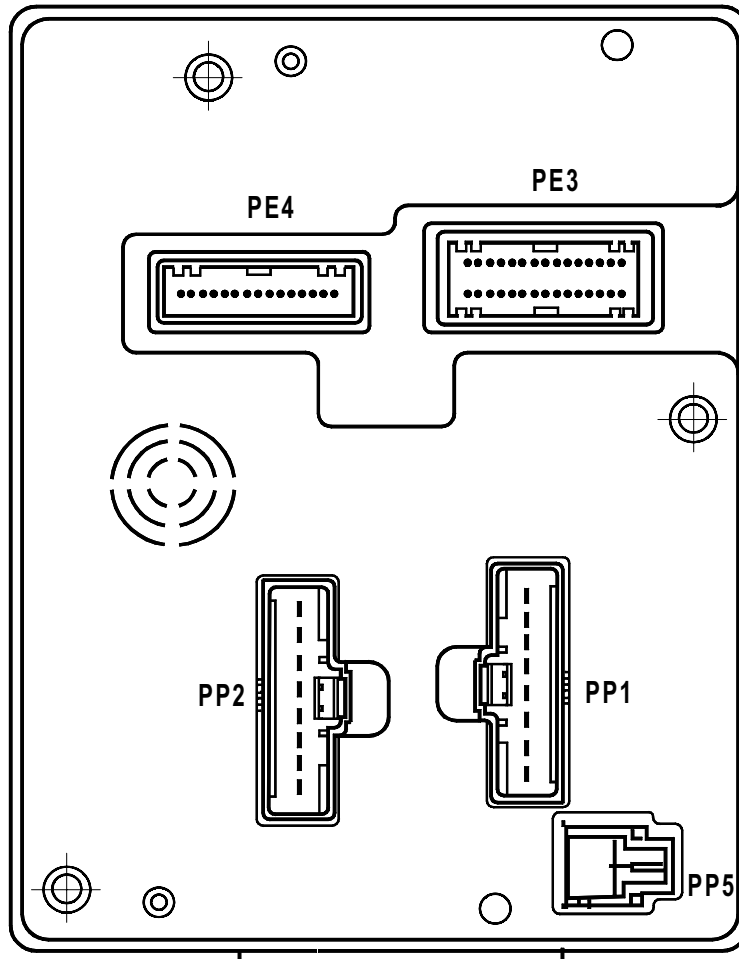
F23		--	Not in use
F24		10A	Right-hand main beam headlight
F25		20A	Sunroof - Auto-regulated heating and ventilation
F26		10A	Accessories sockets (2 sockets in 4x4)
F27		15A	Heated seats
F28		20A	Passenger compartment heating and ventilation system
F29		10A	Left-hand dipped headlight
F30		15A	Clock - Cigarette lighter - Daytime running lights function - Radio - Radio display - Navigation assistance
F31		10A	Right-hand dipped headlight
F32		20A	Engine cooling fan (Mercosur S. America)
F33		--	Not in use
FA		15A	Indicators - Hazard lights
FB	ALIM UCH	5A	Passenger compartment control unit supply
FC		20A	Central door locking
FD		20A	Windscreen wiper
FE		25A	Driver's one-touch electric window riser (from equipment 2)
FF		30A	Rear screen de-icer - De-icing rear-view mirrors

Fuses and relays

UCH (645)

location

This fuse box is located in the passenger compartment on the driver's side.



15672

Allocation (according to equipment level)

PP1 (8 track connector)

Track	Description
1	Electronic earth
2	Rear wiper motor output
3	Rear screen wiper + after ignition input and UCH + after ignition reference
4	Electrical earth
5	Opening elements unlocking motors output
6	Opening elements locking motors output
7	De-icing indicator light and de-icing rear-view mirror fuse output
8	Rear screen de-icer output

Fuses and relays

PP2 (12-track connector)

Track	Description
1	Windscreen wiper low speed output
2	Courtesy lights output
3	Windscreen wiper high speed output
4	Right-hand indicator output
5	Not connected
6	Driver's door window winder riser output
7	Not connected
8	Left-hand indicator output
9	Opening elements warning light output
10	Driver's door window winder lowering output
11	Not connected
12	Boot light and courtesy light timer supply output

PE3 (30-track connector)

Track	Description
1	Windscreen wiper timer input
2	Transponder ring request output (engine immobiliser)
3	Transponder ring answer input (engine immobiliser)
4	Not connected
5	Not connected
6	Windscreen wiper high speed control input
7	Windscreen wiper low speed control input
8	Side lights information input
9	Rear screen wiper control input
10	Not connected
11	Headlight washers control relay timer output
12	Vehicle speed input
13	Right-hand direction indicator control input
14	Left-hand direction indicator control input
15	De-icing button input
16	Coded line output towards engine electronics check (engine immobiliser)
17	Not connected
18	Driver's door window riser rise button input
19	Not connected
20	Software lock indicator light output to instrument panel
21	Heated windscreen information output to injection
22	Transponder ring supply output
23	Rear screen washer information input
24	Reversing information input
25	Front windscreen washer information
26	Specific earth windscreen wiper stalk and transponder ring (engine immobiliser)
27	Oil pressure switch information input (engine running)
28	Windscreen wiper park position information input
29	Diagnostic line L
30	Driver's door electric window lowering button input

Fuses and relays

PE4 (15 track connector)

Track	Description
1	Not connected (for alarm +battery predisposition)
2	Not connected (for boot alarm predisposition)
3	Hazard button input
4	Module switch input (cabriolet)
5	Opening elements locking button input
6	Opening elements unlocking button input
7	Diagnostic line K
8	Front doors contact input
9	Boot and rear doors contact input
10	Dipped beam headlight for daytime running lights information input
11	Not connected
12	Main beam headlight for daytime running lights information input
13	Left-hand heated windscreen relay output
14	Right-hand heated windscreen relay output
15	Heated windscreen button input

PP5 (1-track connector)

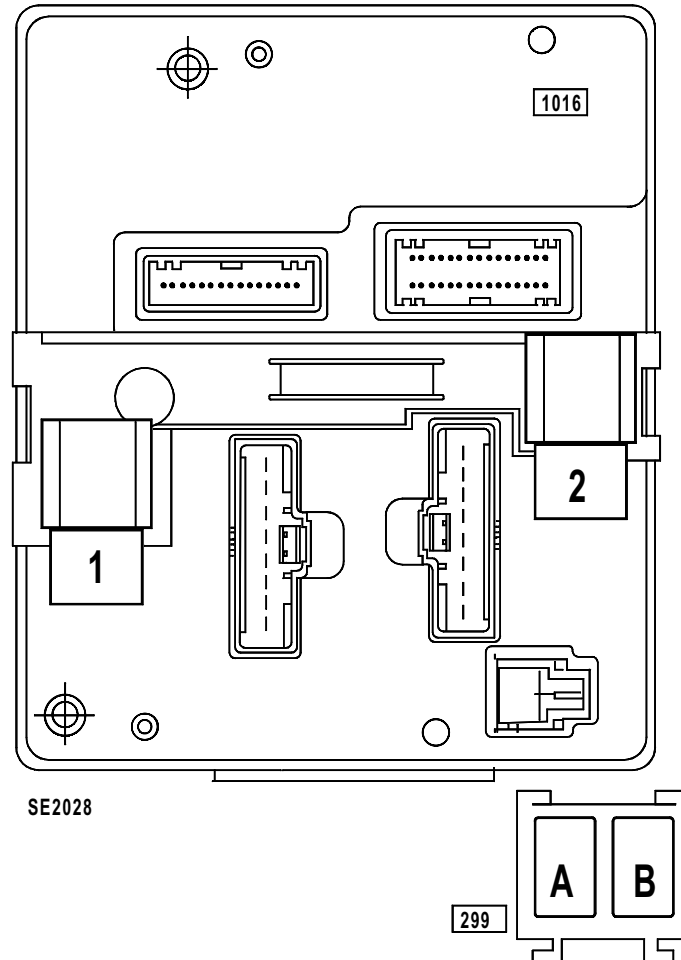
Track	Description
1	Battery supply

Fuses and relays

PASSENGER COMPARTMENT RELAY BOX (1016) (299)

location

This fuse box is located in the passenger compartment on the driver's side.



Allocation (according to equipment level)

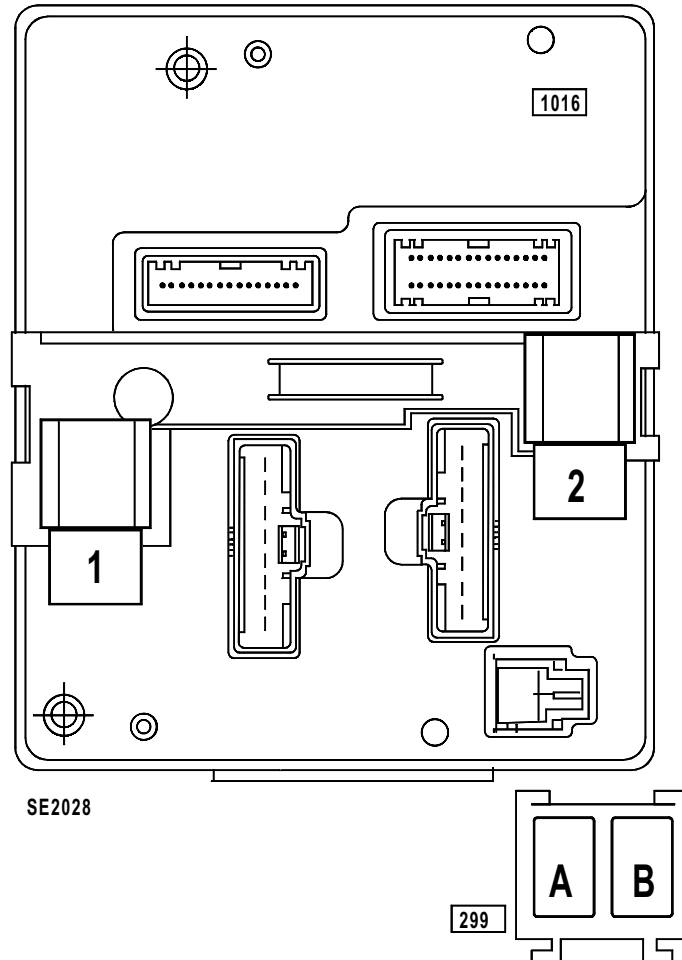
Track	Description
1	Relay + after ignition (751) (sunroof and heated seats)
2	Relay: electric rear windows authorisation (471)
A	Relay: front fog lights (231)
B	Relay: liquid petroleum gas fuel gauge (1061)

Fuses and relays

VERSION 4X4 PASSENGER COMPARTMENT RELAY BOX (1016) (299)

location

This fuse box is located in the passenger compartment on the driver's side.



Allocation (according to equipment level)

Track	Description
1	Relay + after ignition (751) (sunroof and heated seats)
2	Relay : electric rear windows authorisation (471)
A	Relay : front fog lights (231)
B	Relay : headlight washers (753)

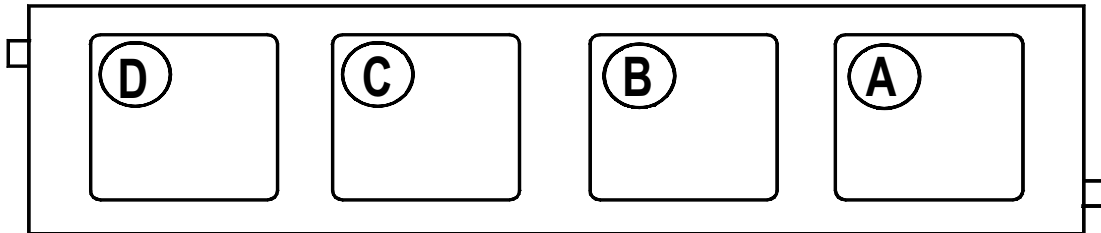
Fuses and relays

RELAY BOX: DAYTIME RUNNING LIGHTS (1034)

location

This box is located above the passenger compartment interconnections fuse board

1034



15711

Allocation (according to equipment level)

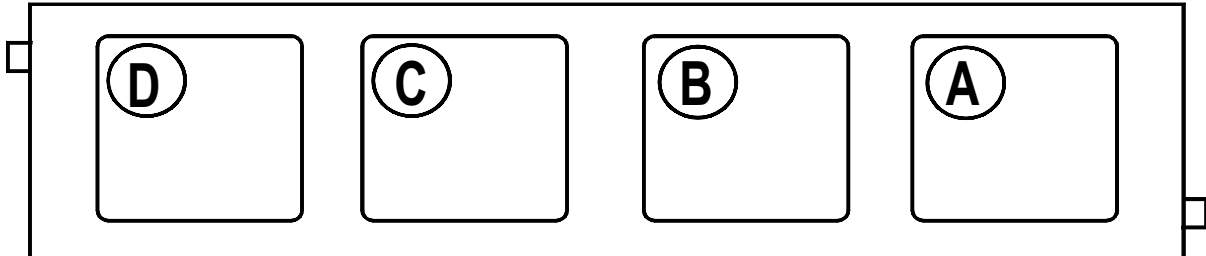
Track	Description
A	Relay: headlight washers (753)
B	Relay: daytime running lights code (290)
C	Relay: daytime running lights monitor (289)
D	Main relay: daytime running lights (288)

Fuses and relays

RELAY BOX SPECIFIC TO MEXICO (1043)

location

This box is located above the passenger compartment interconnections fuse board



SE2061

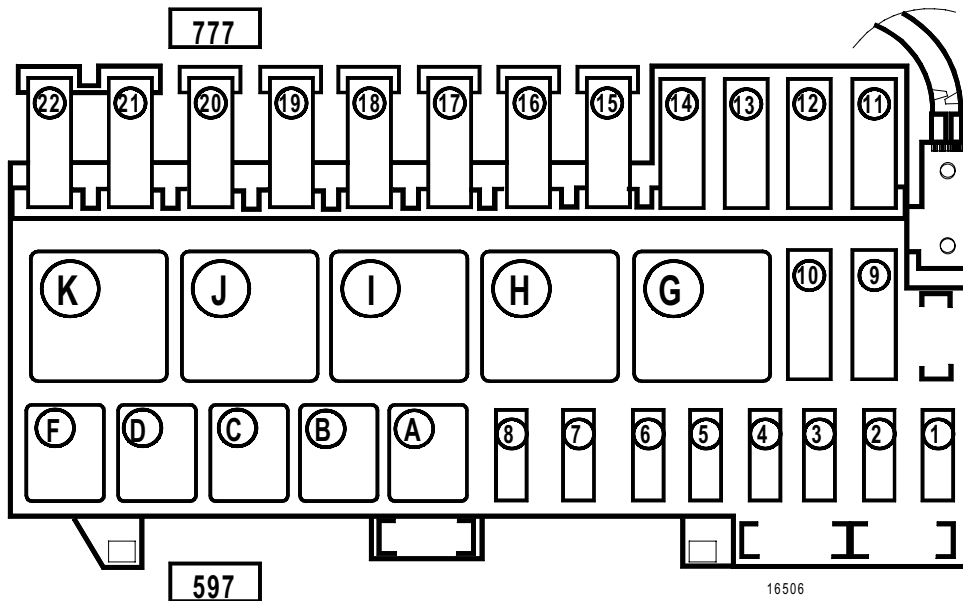
Allocation (according to equipment level)

Track	Description
A	Relay: central door unlocking (1043)
B	Relay: central door locking (1042)
C	Relay: horn (229) with alarm equipment
D	Not in use

Fuses and relays

ENGINE AND RELAY FUSE BOX (597)

Fuse and relay box (engine side)



Allocation (according to equipment level)

Track	Description
A	Relay: fuel pump (236) - or diesel heater (450)
B	Relay: injection locking (238)
C	Relay: altimetric corrector (743)/or thermoplunger no. 1 (1049)
D	Relay: single speed fan assembly relay 100W-180W (234)/or air conditioning compressor (584)
F	Relay: automatic gearbox ignition (232)
G	Not in use
H	Not in use
I	Relay: thermoplunger no. 2 (1049)
J	Relay: high speed fan assembly 340/550W (234)
K	Relay: low speed fan assembly 340/550W (700)

Fuses and relays

Allocation (according to equipment level)

Track	Amps	Description
F1	30A	Fuse: fan (234) and diesel heater (450)
F2	30A	Fuse: injection (236-238)
F3	7.5A	Fuse: air conditioning compressor (584)
F4	3A	Fuse: liquid petroleum gas (997)
F5	7.5A	Fuse: liquid petroleum gas (997-1003)
F6	7.5A	Fuse: automatic gearbox computer (119) - ignition (232)
F7	7.5A	Fuse: injection safety - diesel heater (450) - air bag computer (756)
F8	7.5A	Fuse: liquid petroleum gas
D9		Pilot diode Low Speed fan via air conditioning F8Q 790
D10		Diode : free wheel air conditioning compressor
F11	70A	Fuse: pre-heating and thermoplunger
F12	--	Not in use
F13	--	Not in use
F14	40-50A	Fuse: double speed fan (234-700) and diesel heater (450)
F15	--	Not in use
F16	60A	Fuse: ABS computer (721)
F17	--	Not in use
F18	60A	Fuse: heated windscreen (817)
F19	40A	Fuse: air conditioning fan assembly (320)
F20	60A	Fuse: dashboard supply (645)
F21	60A	Fuse: dashboard supply (1016)
F22	60A	Fuse: dashboard supply (104-209)