

# Repair Manual



**R 850 C**  
**R 1200 C**

**BMW AG Motorcycle Division**  
**After Sales**

Published by: © BMW AG Motorcycle Division  
After Sales  
UX-VS-2

All rights reserved. Not to be reprinted, translated or duplicated either wholly or in part without prior written permission.  
Errors and omissions excepted; subject to technical amendment.

Printed in Germany 3/99

Order number 01 50 7 654 051

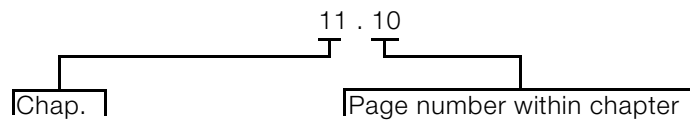
# Introduction

This repair manual will help you to perform all the main maintenance and repair work correctly and efficiently. It should be consulted regularly by workshop personnel as an addition to the practical and theoretical knowledge obtained in Training School courses. It is a contribution towards achieving even higher Service quality.

A new issue of this repair manual will be published if amendments or additions (supplements) are needed. The latest issue date is shown in the header of the microfiche. Microfiches rendered invalid by the new issue should be destroyed without delay.

All information in both text and illustrations refers to motorcycles in standard condition or with Original BMW accessories installed, and not to motorcycles which have been modified in any way to depart from the manufacturer's specification.

- The repair manual is structured in the logical sequence of the work to be performed: Removal, Dismantling, Repair, Assembly, Installation.
- The entire contents are divided into individual chapters, corresponding to the Construction Groups.



- Work to be performed during an Inspection is described in Group 00. The various Inspection routines are numbered I, II, III and IV. This numbering is repeated in the work descriptions which follow, so that work can take place without interruption.
- Use of the BMW special tools needed for certain tasks is described in the work instructions.

If the need arises, repair instructions are also issued in the form of Service Information. This information is of course incorporated into the next issue of the repair manual. We also recommend you to consult the detailed illustrations on the Parts microfiches as an additional source of information.

BMW AG Motorcycle Division  
After Sales

Published by:                      BMW AG Sparte Motorrad  
   Hufelandstr. 6  
   D - 80937 München

All rights reserved. Not to be reprinted, translated or duplicated either wholly or in part without prior written permission.  
Errors and omissions excepted; subject to technical amendment.  
Produced in Germany



# BMW AG Motorcycle Division

## Maintenance schedule

### R 1100 S / R 850/1200 C / R 1150 GS



		BMW Inspection at 1000 km (600 miles)	BMW Service every 10 000 km (6 000 miles)	BMW Inspection every 20 000 km (12 000 miles)	BMW Annual Service
Customer _____	Licence plate No. _____				
Order No. _____	Mechanic's signature _____				
Read the fault code memory with the MoDiTeC		<input type="checkbox"/>	<input type="checkbox"/>	<input type="checkbox"/>	<input type="checkbox"/>
Change oil while at regular operating temperature and renew the oil filter element <b>if motorcycle is used only for short journeys or at outside temperatures under 0°C (32 °F), every 3 months, but at least every 3 000 km (1 800 miles) *)</b>		<input type="checkbox"/>	<input type="checkbox"/>	<input type="checkbox"/>	<input type="checkbox"/>
Change oil in gearbox while at operating temperature <b>at least every 2 years*)</b>				<input type="checkbox"/>	<input type="checkbox"/> every 2 years
Change oil in rear wheel drive while at regular operating temperature; if necessary, clean inductive sensor on rear wheel <b>every 40 000 km (24 000 miles) or at least every 2 years *)</b>		<input type="checkbox"/>		<input type="checkbox"/> 40 000 (24 000)	<input type="checkbox"/> every 2 years
Renew fuel filter *) <b>normally every 40 000 km (24 000 miles), if fuel quality is poor every 20 000 km (12 000 miles)</b>				<input type="checkbox"/> 40 000 (24 000)	
Check battery acid level, if necessary add distilled water Clean and grease the battery terminals, if necessary				<input type="checkbox"/>	<input type="checkbox"/>
Renew intake air filter element <b>in very dusty or dirty operating conditions, renew the intake air filter element every 10 000 km (6 000 miles) or even more often if necessary *)</b>				<input type="checkbox"/>	
Renew Poly-V belt *) <b>renew Poly-V belt every 60 000 km (36 000 miles); do not adjust</b>				<input type="checkbox"/> 60 000 (36 000)	
Check brake fluid level at front and rear and top up if necessary *)		<input type="checkbox"/>	<input type="checkbox"/>	<input type="checkbox"/>	
Check operation of brake system and freedom from leaks; repair/replace items if nec. *)				<input type="checkbox"/>	
Examine brake pads and discs for wear, renew if necessary *)			<input type="checkbox"/>	<input type="checkbox"/>	
<b>Change the brake fluid annually</b>					<input type="checkbox"/>
Check clutch fluid level		<input type="checkbox"/>	<input type="checkbox"/>	<input type="checkbox"/>	
Change the clutch fluid <b>every 40 000 km (24 000 miles) or at least every 2 years *)</b>				<input type="checkbox"/> 40 000 (24 000)	<input type="checkbox"/> every 2 years
Check tightness of rear wheel studs		<input type="checkbox"/>			
Check rear wheel bearing play by tilting wheel				<input type="checkbox"/>	
Check swinging arm bearings (zero play); adjust if necessary *)		<input type="checkbox"/>		<input type="checkbox"/>	
Grease the side stand pivot		<input type="checkbox"/>	<input type="checkbox"/>	<input type="checkbox"/>	
Check function of side stand contact switch		<input type="checkbox"/>	<input type="checkbox"/>	<input type="checkbox"/>	<input type="checkbox"/>
Check condition of spark plugs			<input type="checkbox"/>		
Renew spark plugs *)				<input type="checkbox"/>	
Check security of cylinder head nuts		<input type="checkbox"/>			
Check/adjust valve clearances		<input type="checkbox"/>	<input type="checkbox"/>	<input type="checkbox"/>	
Check throttle cable for free movement, abrasion and kinking; renew if necessary *) Check cable play Check synchronisation and eliminate leaks *)		<input type="checkbox"/>	<input type="checkbox"/>	<input type="checkbox"/>	
Final inspection with road safety and functional check: – Condition of tyres and wheels, rims and spokes if applicable, tyre pressures – Lights and signalling equipment – Telltale and warning lights – Clutch, gear shift – Front and rear brakes, steering – Instruments – If necessary, test ride		<input type="checkbox"/>	<input type="checkbox"/>	<input type="checkbox"/>	<input type="checkbox"/>
*) <b>Charged as an additional item</b>					

# BMW AG Motorcycle Division

## Pre-delivery check

### R 1100 S / R 850/1200 C / R 1150 GS



<p>_____</p> <p>Customer</p> <p>_____</p> <p>Order No.</p>	<p>_____</p> <p>Licence plate No.</p> <p>_____</p> <p>Mechanic's signature</p>	<p><b>BMW</b></p> <p><b>Pre-delivery check</b></p>
<p>Check the shipping crate for damage</p>		
<p>Motorcycle:</p> <ul style="list-style-type: none"> <li>- unpack</li> <li>- install remaining items</li> <li>- inspect for damage</li> <li>- check that delivery is complete: <ul style="list-style-type: none"> <li>tools</li> <li>documentation</li> <li>keys</li> <li>correct optional extras</li> </ul> </li> </ul>		<p><input type="checkbox"/></p>
<p>Fill and charge the battery (mark with charging date)</p>		<p><input type="checkbox"/></p>
<p>Check engine oil level when cold; add oil if necessary</p>		<p><input type="checkbox"/></p>
<p>Check clutch operating fluid level and brake fluid levels at front and rear</p>		<p><input type="checkbox"/></p>
<p>Check headlight beam angle, adjust if necessary</p>		<p><input type="checkbox"/></p>
<p>Check security of rear wheel studs (comply with correct tightening torque)</p>		<p><input type="checkbox"/></p>
<p>Check tyre pressures</p>		<p><input type="checkbox"/></p>
<p>Fill fuel tank</p>		<p><input type="checkbox"/></p>
<p>Final inspection as functional check:</p> <ul style="list-style-type: none"> <li>- Clutch, gear shift</li> <li>- Front and rear brakes</li> <li>- Lights and signalling equipment, telltale and warning lights, instruments</li> <li>- Check operation of optional extras, ABS</li> <li>- If necessary, test ride</li> </ul>		<p><input type="checkbox"/></p>
<p>Confirm pre-delivery check in Service and Technical Booklet</p>		<p><input type="checkbox"/></p>
<p>Final cleaning</p>		<p><input type="checkbox"/></p>
<p>Motorcycle handed over on:</p>		

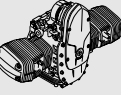
# Contents

## Group / Chapter

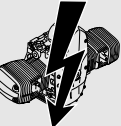
**00 Maintenance and general instructions**




**11 Motor**



**12 Engine electrics**



**13 Fuel preparation and control**



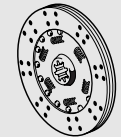
**16 Fuel tank and lines**



**18 Exhaust system**



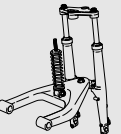
**21 Clutch**



**23 Gearbox**



**31 Front fork**



**32 Steering**

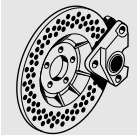


**33 Rear wheel drive**




**Group / Chapter**

**34 Brakes**



**36 Wheels and tyres**



**46 Frame**



**51 Equipment**



**52 Seat**



**61 General electrical equipment**



**62 Instruments**



**63 Lights**





# 00 Maintenance and general instructions



<b>Contents</b>	<b>Page</b>
<b>Tightening torques</b> .....	3
<b>Table of operating fluids</b> .....	9
<b>Key to maintenance intervals</b> .....	11
<b>Reading out MoDiTeC fault memory</b> .....	11
(Inspections I, II, III and IV)	
<b>Checking throttle cable play, adjusting if necessary</b> .....	11
(Inspections I and III)	
<b>Changing engine oil, renew oil filter element</b> .....	12
(Inspections I, II, III and IV)	
<b>Changing oil in gearbox</b> .....	13
(Inspections III and IV) or at least every 2 years	
<b>Changing oil in rear wheel drive; cleaning inductive signal transmitter at rear wheel</b> .....	13
(Inspections I, III and IV) Every 40 000 km (24 000 miles) or at least every 2 years	
<b>Renewing fuel filter</b> .....	14
(Inspection III) In normal operating conditions every 40 000 km (24 000 miles); if fuel quality is poor every 20 000 km (12 000 miles)	
<b>Checking battery acid level/topping up if necessary, cleaning/greasing battery posts</b> .....	16
(Inspections III and IV)	
<b>Renewing intake air cleaner element</b> .....	16
(Inspection III) In very dirty and dusty operating conditions, renew every 10 000 km (6 000 miles) or even more frequently if necessary	
<b>Renewing Poly-V belt</b> .....	17
(every 60 000 km/36 000 miles) (Inspection III) Poly-V belt adjusting procedure:	
<b>Checking brake fluid level</b> .....	18
Front brake	



Rear brake	
Checking brake pads and discs for wear/renewing (Inspections II and III)	19
Checking front brake pad wear	19
Checking rear brake pad wear	19
Checking brake disc wear	19
Renewing brake pads Front brake	20
Renewing brake pads Rear brake	20
<b>Renewing brake fluid and bleeding brake system</b>	<b>21</b>
Renew the brake fluid annually (Inspection IV) [ABS Inspection II and III]	
Bleeding front brake circuit/renewing brake fluid Additionally with [ABS]	21
Bleeding rear brake circuit/renewing brake fluid Additionally with [ABS]	23
<b>Checking clutch operating fluid level</b>	<b>24</b>
(Inspections I, II and III)	
<b>Checking tightness of rear wheel studs</b>	<b>25</b>
(Inspection I)	
<b>Checking rear wheel bearing play by tilting wheel</b>	<b>25</b>
(Inspection III)	
<b>Checking swinging arm bearings, adjusting if necessary</b>	<b>25</b>
(Inspections I and III)	
<b>Greasing the side (prop) stand pivot</b>	<b>25</b>
(Inspections I, II and III)	
<b>Checking function of side (prop) stand contact switch</b>	<b>25</b>
(Inspections I, II, III and IV)	
<b>Tightening cylinder heads</b>	<b>26</b>
(Inspection I)	
<b>Checking/adjusting valve operating clearances</b>	<b>26</b>
(Inspections I, II and III)	
<b>Checking/renewing spark plugs</b>	<b>27</b>
(Inspection II)/renewing (Inspection III)	
<b>Check synchronising</b>	<b>27</b>
(Inspections I, II and III)	
<b>Final inspection with road safety and functional check</b>	<b>28</b>
(Inspections I, II, III and IV) Road safety check Roadworthiness check	